







Model & product description	Photo	Model & product description	Photo
<p>RX003B</p> <p>MINI BIKE</p> <p>Assembly Size : 410(L)*360(W)*330(H) mm Carton Size : 445(L)*360(W)*370(H) mm</p> <p>N.W.: 6.10 KG G.W.: 7.20 KG</p> <p>Loading Q'TY: 20GP: 500 pcs 40GP: 1040 pcs 40HQ: 1125 pcs</p>		<p>RX5030/RX503E</p> <p>ROWING EXRCISE EQUIPMENT</p> <p>Assembly Size : 1710(L)*585(W)*648(H) mm (CAN'T FOLD IT) Carton Size : 1155(L)*255(W)*785(H) mm</p> <p>N.W.: 24.00 KG G.W.: 28.00 KG</p> <p>Loading Q'TY: 20GP: 135 pcs 40GP: 276 pcs 40HQ: 305 pcs</p>	
<p>RX0550</p> <p>MINI BIKE</p> <p>Assembly Size : 545(L)*465(W)*385(H) mm Carton Size : 580(L)*330(W)*330(H) mm</p> <p>N.W.: 8.50 KG G.W.: 11.50 KG</p> <p>Loading Q'TY: 20GP: 472 pcs 40GP: 1000 pcs 40HQ: 1147 pcs</p>		<p>RX5050/RX505C</p> <p>MAGNETIC ROWING EQUIPMENT</p> <p>Assembly Size : 1850(L)*500(W)*925(H) mm Folding Size : 825(L)*500(W)*1345(H) mm Carton Size : 1140(L)*253(W)*780(H) mm</p> <p>N.W.: 21.80 KG G.W.: 25.80 KG</p> <p>Loading Q'TY: 20GP: 132 pcs 40GP: 282 pcs 40HQ: 312 pcs</p>	
<p>RX045A</p> <p>MAGNETIC MINI ELLIPTICAL BIKE</p> <p>Assembly Size : 610 (L) *440(W)*250(H) mm Carton Size : 650(L)*440(W)*320(H) mm</p> <p>N.W.: 11.70 KG G.W.: 13.50 KG</p> <p>Loading Q'TY: 20GP: 355 pcs 40GP: 724 pcs 40HQ: 832 pcs</p>		<p>RX508A</p> <p>MAGNET ROWING MACHINE</p> <p>Assembly Size : 1720(L)*502(W)*690(H) mm Folding Size : 770(L)*502(W)*950(H) mm Carton Size : 1155(L)*255(W)*785(H) mm</p> <p>N.W.: 20.80 KG G.W.: 25.00 KG</p> <p>Loading Q'TY: 20GP: 150 pcs 40GP: 312 pcs 40HQ: 342 pcs</p>	

RX042C

X-BIKE

Product Size : 870(L)*455(W)*1100(H) mm
Packing Size : 1132(L)*382(W)*200(H) mm

N.W.: 18.70 KG
G.W.: 21.50 KG

Loading Q'TY:
20GP: 327 pcs
40GP: 680 pcs
40HQ: 745 pcs



RX502A

FULL MOTION ROWING EQUIPMENT

Assembly Size : 1210(L)*600(W)*320(H) mm
Carton Size : 1305(L)*290(W)*220(H) mm

N.W.: 15.00 KG
G.W.: 17.40 KG

Loading Q'TY:
20GP: 348 pcs
40GP: 720 pcs
40HQ: 870 pcs



RX047A

SPINNING

Assembly Size : 1165(L)*540(W)*1340(H) mm
Carton Size : mm

N.W.: 26.70 KG
G.W.: 29.80 KG

Loading Q'TY:
20GP: 146 pcs
40GP: 292 pcs
40HQ: 342 pcs



RX0540/054A

MOTORIZED MINI BIKE

Assembly Size : 920(L)*615(W)*1155(H) mm
Carton Size : 980(L)*255(W)*610(H) mm

N.W.: 20.50 KG
G.W.: 24.20 KG

Loading Q'TY:
20GP: 189 pcs
40GP: 396 pcs
40HQ: 468 pcs



RX0420

X-BIKE

Assembly Size : 750(L)*675(W)*1150(H) mm
Carton Size : 1132(L)*382(W)*200(H) mm

N.W.: 18.70 KG
G.W.: 21.30 KG

Loading Q'TY:
20GP: 327 pcs
40GP: 680 pcs
40HQ: 745 pcs



RX0600

PEDAL EXERCISER

Assembly Size : 530(L)*435(W)*1020(H) mm
Carton Size : 645(L)*435(W)*19(H) mm

N.W.: 7.00 KG
G.W.: 8.80 KG

Loading Q'TY:
20GP: 540 pcs
40GP: 1140 pcs
40HQ: 1330 pcs



RX0430

X-BIKE

Assembly Size : 883*560*1200 mm
Carton Size : 1195*450*240 mm

N.W.: 18.90 KG
G.W.: 22.80 KG

Loading Q'TY
20GP: 220 pcs
40GP: 470 pcs
40HQ: 530 pcs



RX9170

DEEP SQUAT TRAINER

Assembly Size : 840(L)*470(W)*245(H) mm
Carton Size : 785(L)*600(W)*765(H) mm

N.W.: 8.40 KG
G.W.: 10.30 KG

Loading Q'TY:
20GP: 305 pcs
40GP: 600 pcs
40HQ: 700 pcs



RX0470

X-BIKE

Assembly Size : 1200(L)*1185(W)*665(H) mm
Carton Size : 1255(L)*515(W)*260(H) mm

N.W.: 26.70 KG
G.W.: 30.00 KG

Loading Q'TY:
20GP: 175 pcs
40GP: 370 pcs
40HQ: 420 pcs



RX6310

BODYBUILDING MACHINE

Assembly Size : 760(L)*610(W)*810(H) mm
Carton Size : 700(L)*330(W)*390(H) mm

N.W.: 8.50 KG
G.W.: 9.90 KG

Loading Q'TY:
20GP: 336 pcs
40GP: 710 pcs
40HQ: 815 pcs



RX724A/RX7240

Recumbent Bike (Double Function)

Assembly Size : 129*50*107 mm
Carton Size : 115*39*24 mm

N.W.: 22.50 KG
G.W.: 25.50 KG

Loading Q'TY
20GP: 285 pcs
40GP: 590 pcs
40HQ: 680 pcs



RX9220

ABDOMINAL TRAINER

Assembly Size : 520(L)*485(W)*350(H) mm
Carton Size : 550(L)*130(W)*565(H) mm

N.W.: 5.00 KG
G.W.: 5.90 KG
Loading Q'TY:
20GP: 680 pcs
40GP: 1400 pcs
40HQ: 1600 pcs

